



# Hydraulic Plumbing - BEHIND PUSHOFF




# Hydraulic Plumbing - REAR SECTION



# QUICK HITCH

## QUICK HITCH



## PARTS LIST - HYDRAULIC PLUMBING

<u>Key</u>	<u>No.</u>	<u>Part No</u>	<u>Description</u>
1		A125037	Tubing, Front, Top, Far Right and Far Left
2		A125036	Tubing, Front, Top, 2nd From Right
3		A125 033	Tubing, Front, Top, 2nd From Left
4		A125035	Tubing, Front, Bottom, Outside
5		A125034	Tubing, Front, Bottom, Inside
6		A125041	Tubing, Top, Right Side
7		A125039	Tubing, Top, Right Side
8		A125031-1	Tubing, Top, Right Arm
9		A125031-3	Tubing, Bottom, Outer, Right Arm
10		A125031-5	Tubing, Bottom, Inner, Right Arm
11		A125040	Tubing, Top, Left Side
12		A125043	Tubing, Top, Left Side
13		A125031-2	Tubing, Top, Left Arm
14		A125031-4	Tubing, Bottom, Outer, Left Arm
15		A125031-6	Tubing, Bottom, Inner, Left Arm
16		A125076-1	Tubing, Back, Outer Right
17		A125076-2	Tubing, Back, Inner Left
18		A125077-1	Tubing, Back, Outer Left
19		A125077-2	Tubing, Back, Inner Right
20		A125078	Tubing, Wraps Around Back of Bowl
21		A125079	Tubing, Top, Around Left Side of Bowl
22		A125080	Tubing, Bottom, Around Left Side of Bowl
22A		A125081	Tubing, Middle Back
23		A125082	Tubing, Around Right Side of Bowl
24		A125055	Manifold Block, s.n. 20750 +
25		AHA-00041	ADAPTER: M ORB
26		AHA-00019	ADAPTER: 90 DEG. 3/4 M JIC X 3/4 M JIC
27		AHA-00022	ADAPTER: T 3/4 M JIC X 3/4 M JIC X 3/4 M JIC
28		AHA-00044	ADAPTER: 90 DEG. MORB M JIC
29		6600-12	ADAPTER: T 3/4 M JIC X 3/4 F JIC X 3/4 M JIC
30		AHL-00004	CLAMP, HYD TUBING: 4 TUBE
31		AHL-00001	CLAMP, HYD TUBING: 1 TUBE
32		AHL-00022	CLAMP, HYD TUBING: 2 TUBE STACKING
33		AHL-00022 (2)	CLAMP, HYD TUBING: 3 TUBE STACKING
34		AHL-00002	CLAMP, HYD TUBING: 2 TUBE
35		AHF-00036	DUST CAPS (IF UNIT HAS BREAKAWAY COUPLERS, YOU NEED)
36		AHA-00044	ADAPTER: 90 DEG. 3/4 M JIC X 1-1/16 M ORB
37		AHA-00053	ADAPTER: 90 DEG. 3/4 M JIC X 7/8 M ORB
38		AHF-00035	FEMALE QUICK COUPLERS-BREAKAWAY STYLE
39		A125069	CLAMP FOR QUICK COUPLERS
40		AHA-00051	EXTENDER FOR QUICK COUPLERS
41		A123321-98	PIN, LUG PIVOT
42		A123321-89A	LOCKING LUG, QUICK HITCH
43		AHA-00026	Adapter 90 degree Swivel, 1-1/16 M ORB x 3/4 FNPT

## PARTS LIST - HYDRAULIC PLUMBING - HOSES

<u>Key No.</u>	<u>Part No.</u>	<u>Description</u>
1	A125037	Tubing, Front, Top, Far Right and Far Left
2	A125036	Tubing, Front, Top, 2nd From Right
3	A125033	Tubing, Front, Top, 2nd From Left
4	A125035	Tubing, Front, Bottom, Outside
5	A125034	Tubing, Front, Bottom, Inside
6	A125041	Tubing, Top, Right Side
7	A125039	Tubing, Top, Right Side
8	A125031-1	Tubing, Top, Right Arm
9	A125031-3	Tubing, Bottom, Outer, Right Arm
10	A125031-5	Tubing, Bottom, Inner, Right Arm
11	A125040	Tubing, Top, Left Side
12	A125043	Tubing, Top, Left Side
13	A125031-2	Tubing, Top, Left Arm
14	A125031-4	Tubing, Bottom, Outer, Left Arm
15	A125031-6	Tubing, Bottom, Inner, Left Arm
16	A125029-1	Tubing, Back, Outer Right
17	A125028-1	Tubing, Back, Inner Left
18	A125029-2	Tubing, Back, Outer Left
19	A125028-2	Tubing, Back, Inner Right
20	A125066	Tubing, Wraps Around Back of Bowl
21	A125042	Tubing, Top, Around Left Side of Bowl
22	A125067	Tubing, Bottom, Around Left Side of Bowl
22A	A125068	Tubing, Middle Back
23	A125038	Tubing, Around Right Side of Bowl
24	A125055	Manifold Block, s.n. 20750 +
25	AHA-00041	ADAPTER: M ORB
26	AHA-00019	ADAPTER: 90 DEG. 3/4 M JIC X 3/4 M JIC
27	AHA-00022	ADAPTER: T 3/4 M JIC X 3/4 M JIC X 3/4 M JIC
28	AHA-00044	ADAPTER: 90 DEG. MORB M JIC
29	6600-12	ADAPTER: T 3/4 M JIC X 3/4 F JIC X 3/4 M JIC
30	AHL-00004	CLAMP, HYD TUBING: 4 TUBE
31	AHL-00001	CLAMP, HYD TUBING: 1 TUBE
32	AHL-00022	CLAMP, HYD TUBING: 2 TUBE STACKING
33	AHL-00022 (2)	CLAMP, HYD TUBING: 3 TUBE STACKING
34	AHL-00002	CLAMP, HYD TUBING: 2 TUBE
35	AHF-00036	[IF UNIT HAS BREAKAWAY COUPLERS, YOU NEED] DUST
CAPS		
36	AHA-00030	ADAPTER: 90 DEG. 3/4 M JIC X 3/4 M NPT EXTRA LONG
37	AHA-00042	ADAPTER: 3/4 90 DEG. F JIC X M JIC
38	AHF-00023	FEMALE QUICK COUPLERS-RIDGE STYLE
39	AHF-00035	FEMALE QUICK COUPLERS-BREAKAWAY STYLE
40	AHA-00026	Adapter 90 degree Swivel 1-1/16 M or B x 3/4 FNPT